

Survey results "A teacher through the eyes of colleagues"

Executive duties of the Head of the Management Systems Center
Melnik D.E.

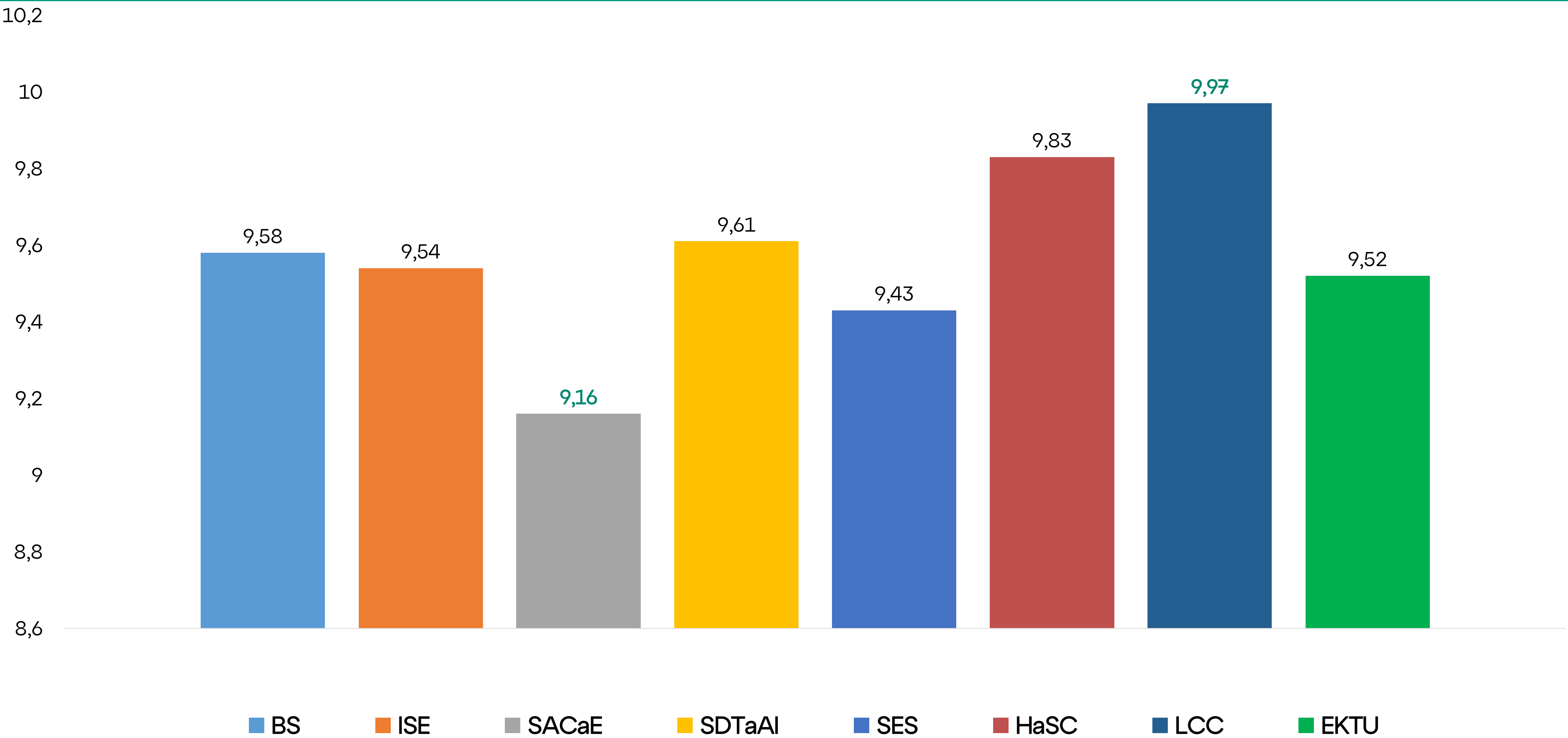
Ust-Kamenogorsk, 2024



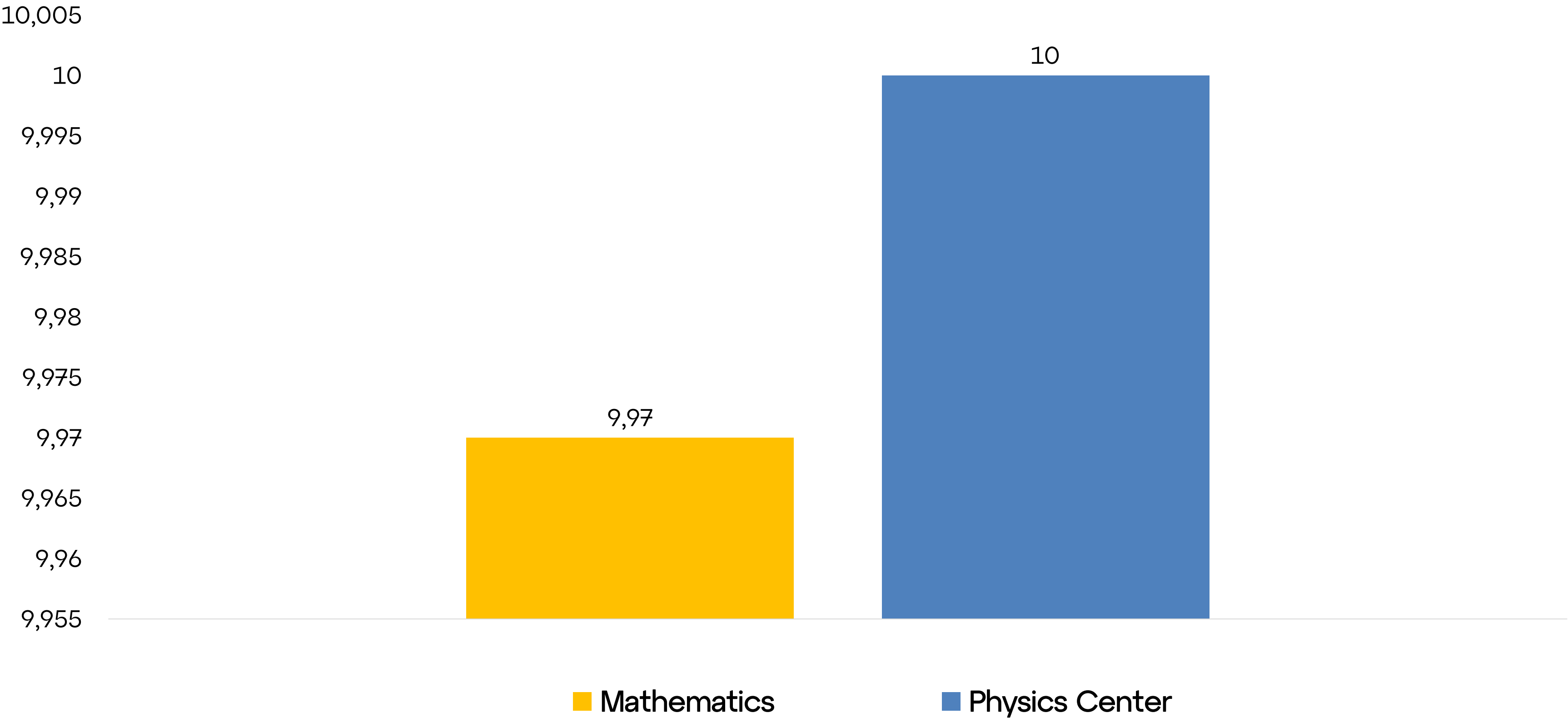
- The survey was conducted with 28.05.2024 until 15.06.2024
- The respondents are full-time teachers.
- 193 people (out of 217 people) took part in the survey .
- Coverage 89% (80.4% in the 2022-2023 academic year)
- The purpose of the survey is to determine the moral and psychological climate and the level of corporate culture of the teaching staff.
- The assessment of professional qualities was carried out on a 10-point scale.

1. Level of knowledge in the professional field of activity.
2. Level of scientific and methodological training
3. Application of classical methods and techniques in teaching.
4. Implementation of innovative methods in the educational process (Kahoot , F lipped classroom, etc.)
5. Contribution to the development of the civic identity of youth and the dissemination of pan-Kazakhstani values
6. Systematic improvement of professional qualifications and continuous self-development
7. Participation in the work of educational and methodological associations, seminars and conferences
8. Skills for sharing professional experience with colleagues
9. Rational use of working time and punctuality
10. Broad erudition and culture of speech, facilitating mutually enriching dialogue between colleagues
11. Skills for constructive interaction with representatives of different generations (students and their parents/relatives)
12. Conscientious and responsible execution of assignments at school and university
13. Objectivity, respect and tact in relationships with colleagues
14. Objectivity, respect and tact in relations with students
15. Skills for constructive conflict resolution

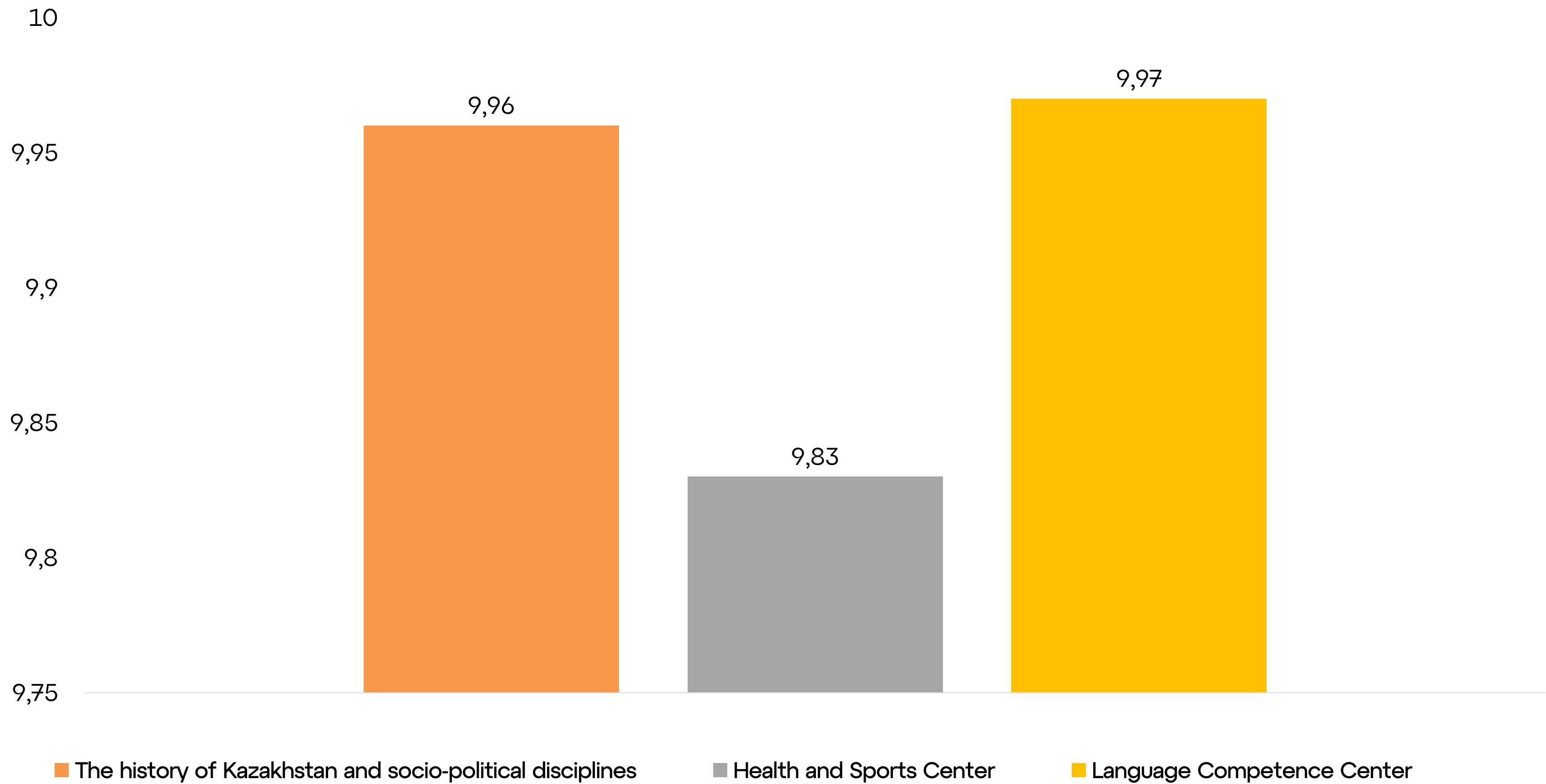
COMPARATIVE INDICATORS BETWEEN SCHOOLS AND CENTERS



COMPARATIVE INDICATORS IN THE CONTEXT OF THE INTERNATIONAL SCHOOL OF ENGINEERING (MATHEMATICS DIRECTION AND PHYSICS CENTER)



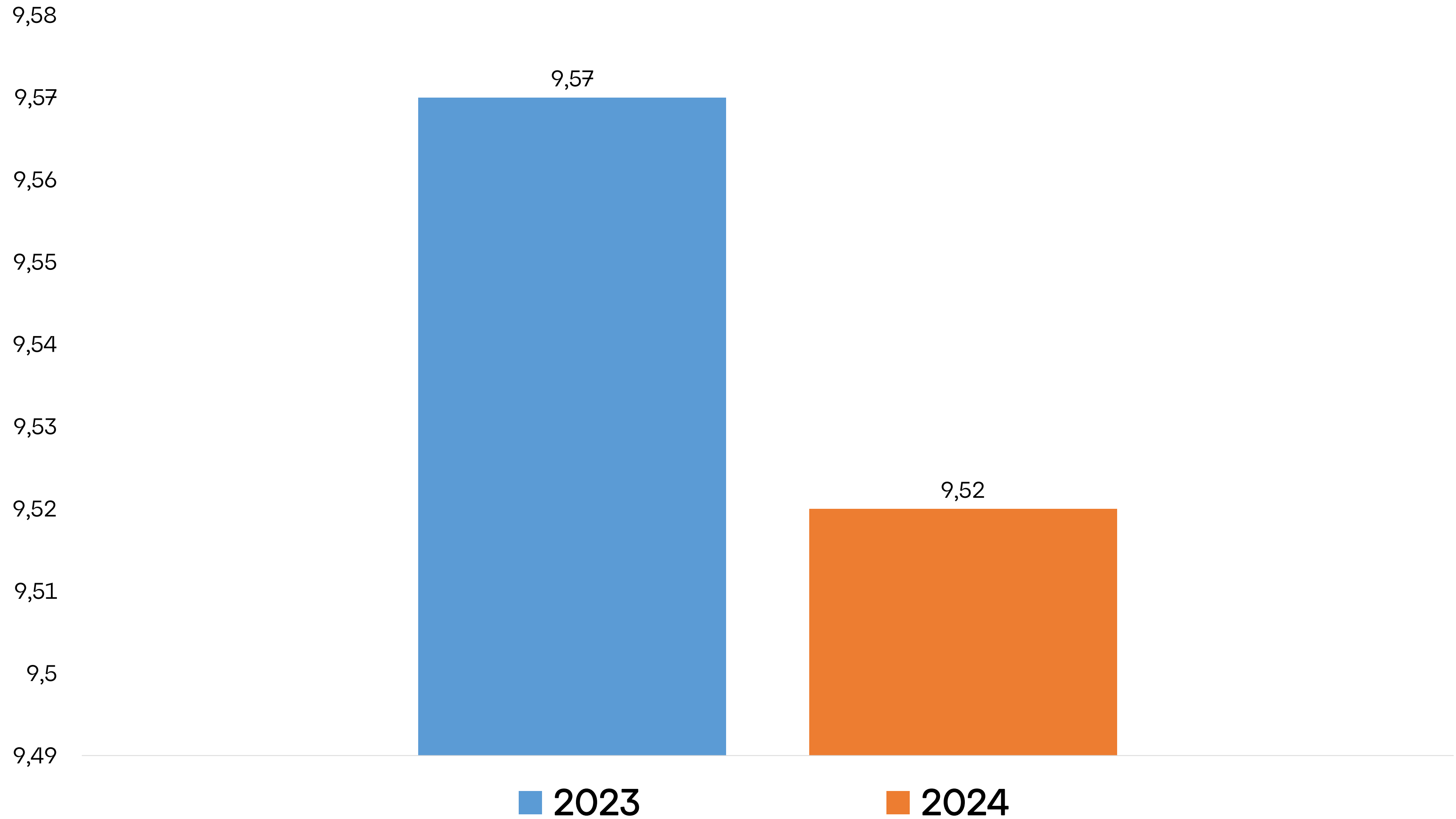
COMPARATIVE INDICATORS IN THE CONTEXT OF BUSINESS SCHOOL (THE DIRECTION OF HISTORY OF KAZAKHSTAN AND SOCIAL AND POLITICAL DISCIPLINES) AND TRAINING CENTERS



Comparative indicators for the questions of the
university questionnaire

Number of teachers who received the maximum score of 10 points		Number of teachers, received a rating of 9.0 to 9.99 points (excellent)		Number of teachers, received a rating of 7.0 to 8.99 points (good)		Number of teachers, received a rating of 5.0 to 6.99	
Educational centers / Schools .	2024	Educational centers / Schools .	2024	Educational centers / Schools .	2024	Educational centers / Schools .	2024
BS	2	BS	34	BS	2	BS	0
ISE	5	ISE	41	ISE	5	ISE	0
SACaE	0	SACaE	29	SACaE	7	SACaE	1
SDTaAI	0	SDTaAI	33	SDTaAI	0	SDTaAI	0
SES	1	SES	34	SES	5	SES	1
HaSC	13	HaSC	6	HaSC	0	HaSC	0
LCC	0	LCC	6	LCC	0	LCC	0
EKTU	21	EKTU	183	EKTU	19	EKTU	2

COMPARATIVE INDICATORS FOR THE UNIVERSITY



CONCLUSIONS:

- The number of teachers who received the maximum score of “10” has decreased (by 7 people) - 21 people (2022-2023 - 28 people)
- There is a tendency for a slight decrease (by 0.05%) in the average indicator for the University 9.52 (2022-2023 – 9.57).

THANK YOU FOR YOUR
ATTENTION!